







Information Sheets



Website

www.austwide2000.com.au



 A.B.N. 95 120 518 628	<h1>AUSTWIDE 2000</h1> <p>Quality Concrete Products</p> <h2>PRODUCT INFORMATION SHEET</h2>	
	<h1>Paving Slabs Square</h1>	
Square pavers SIZES :- 150mm, 300mm, 400mm, 450mm, 500mm, 600mm, 700mm		
Item Number	Item Description	Photographs
SQ303001 - typical SQ303002 - typical SQ303003 - typical SQ303003P - typical SQ303004 - typical SQ303010 - typical SQ303013 - typical	Plain concrete paver Patterned concrete paver Coloured plain concrete paver Coloured patterned concrete paver Exposed concrete paver 50mm thick plain concrete paver 50mm thick coloured concrete paver	  
Main Dimensions: - Length - Width - Height	150mm, 300mm, 400mm, 450mm, 500mm, 600mm, 700mm 150mm, 300mm, 400mm, 450mm, 500mm, 600mm, 700mm 40mm & 50mm	
Other Dimensions: Inside - Length - Width - Height	n/a n/a n/a	
Bolts - Bolt - Hole - Hole - Bolt - Bolt	n/a n/a n/a n/a n/a	
Weight: - Each	150mm, 300mm, 400mm, 450mm, 500mm, 600mm, 700mm 2.2kgs, 8.6kgs, 15.4kgs, 19.5kgs, 24.0kgs, 38.3kgs, 47.0kgs	
Reinforcing: - Type -	48mm structural fibres plus 19mm filament fibres	
Technical Drawing		
Finishes Texture	Squares come in smooth finish, patterned and exposed aggregate finish. Coffs harbour pebble is normally used. We can do 5mm black or white, and salt and pepper. However a pebble of your choice (supplied by you) can be done.	
Colours	Beige, Bright Yellow, Deep Red, Green, Charcoal, Light Brown, Mission Brown, Dark Brown, Marigold, Sandstone and Terracotta.	
Typical Concrete Mix	Made with 10mm aggregate strenght typically 32mpa	
Curing Time	7 days	
Number per Chep	40	
Uses & Benefits	Paving small or large areas, pathways, under pool pumps or air conditioners or as stepping stones	
Product Care & Installation	clean with soap and water stack on their edge when storing don't walk on pavers unless property bedded bed pavers into course sand or similar to support the piece over its full length	



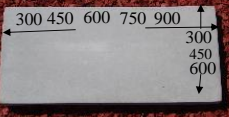



AUSTWIDE 2000



Quality Concrete Products

PRODUCT INFORMATION SHEET

Paving Slabs Rectangles

Rectangular pavers SIZES- 450mm x 300mm, 600mm x 300mm&450mm, 750mm x 450mm, 900mm x 600mm&450mm

Item Number	Item Description	Photographs
RE603001 - typical RE603002 - typical RE603003 - typical RE603003P - typical RE603004 - typical RE6030010 - typical RE6030013 - typical Main Dimensions: - Length - Width - Height Other Dimensions: Inside - Length - Width - Height Bolts - Bolt - Hole Position - Hole - Bolt - Bolt Weight: 40mm Reinforcing: - Type - Technical Drawing Finishes Texture Colours	Plain concrete paver Patterned concrete paver Coloured plain concrete paver Coloured patterned concrete paver Exposed concrete paver 50mm thick plain concrete paver 50mm thick patterned concrete paver 450mm, 600mm, 600mm, 750mm, 900mm, 900mm. 300mm, 300mm, 450mm, 450mm, 450mm, 600mm. 40mm & 50mm n/a n/a n/a n/a n/a n/a n/a n/a n/a 450mmx300mm=13.3kgs, 600mmx300mm=17.3kgs, 600mmx450mm=25.9kgs, 750mmx450mm=32.4kgs 900mmx450mm=38.9kgs, 900mmx600mm=64.8kgs 48mm structural fibres plus 19mm filament fibres Squares come in smooth finish, patterned and exposed aggregate finish. Coffs harbour pebble is normally used. We can do 5mm black or white, and salt and pepper. However a pebble of your choice (supplied by you) can be done. Beige, Bright Yellow, Deep Red, Green, Charcoal, Light Brown, Mission Brown, Dark Brown, Marigold, Sandstone and Terracotta.	   
Typical Concrete Mix Curing Time Number per Chep Pallet Uses & Benefits Product Care & Installation	Made with 10mm aggregate strenght typically 32mpa 7 days RE4530-40, RE6030-40, RE6045-40, RE7545-30, RE9045-20, RE9060-20 Paving small or large areas, pathways, under pool pumps or air conditioners as stepping stones clean with soap and water stack on their edge when storing don't walk on pavers unless property bedded bed pavers into course sand or similar to support the piece over its full area	

 A.B.N. 95 120 518 628	<h1>AUSTWIDE 2000</h1> <p>Quality Concrete Products</p> <h2>PRODUCT INFORMATION SHEET</h2> <h3>Paving Slabs Circular</h3>	
Circular pavers SIZES -300mm, 390mm, 500mm, 600mm, 750mm		
Item Number	Item Description	Photographs
CI3001 - typical code CI3002 - typical code CI3003 - typical code CI3003P-typical code CI3004 - typical code	Plain concrete paver Patterned concrete paver Coloured plain concrete paver Coloured patterned concrete paver Exposed concrete paver	
Main Dimensions:		
Diameter	300mm, 390mm, 500mm, 600mm, 750mm	
- Height	40mm	
Other Dimensions:		
Inside		
- Length	n/a	
- Width	n/a	
- Height	n/a	
Bolts		
- Bolt	n/a	
- Hole	n/a	
Positioni	n/a	
- Hole	n/a	
- Bolt	n/a	
- Bolt	n/a	
Weight:		
- Each	300mm, 390mm, 500mm, 600mm, 750mm 8.9kgs, 12.3kgs, 19.1kgs, 27.2kgs, 47.3kgs	
Reinforcing:		
- Type	48mm structural fibres plus 19mm filament fibres	
-		
Technical Drawing		
Finishes		
Texture	Circles come in smooth finish, patterned and exposed aggregate finish. Coffs harbour pebble is normally used. We can do 5mm black or white, and salt and pepper. However a pebble of your choice (supplied by you) can be done.	
Colours	Beige, Bright Yellow, Deep Red, Green, Charcoal, Light Brown, Mission Brown, Dark Brown, Marigold, Sandstone and Terracotta.	
Typical Concrete Mix		
Made with 10mm aggregate strenght typically 32mpa 7 days		
Curing Time		
7 days		
Number per Chep Pallet		
40		
Uses & Benefits		
Stepping stones, under pots, as lids, to create a path with small stones to fill the gaps.		
Product Care & Installation		
clean with soap and water stack on their edge when storing don't walk on unless property bedded Bed paver into coarse sand or similar to support the piece over its full length		



AUSTWIDE 2000



Quality Concrete Products



PRODUCT INFORMATION SHEET

Garden Stepping Stones & Shapes

Hexagon SIZES :- 300mm, 500mm, 540mm.

Item Number	Item Description	Photographs
HE3001 - typical HE3002 - typical HE3003 - typical HE3003P - typical HE3004 - typical Main Dimensions: - Length - Width - Height Weight: HE300 HE540 Reinforcing: - Type - Placement Technical Drawing Finishes Texture Colours	Hexagon shape 300mm PLAIN paver Hexagon shape 300mm PATTERNED paver AVAILABLE SOON Hexagon shape 300mm COLOURED plain paver Hexagon shape 300mm COLOURED PATTERN paver available soon Hexagon shape 300mm EXPOSED paver 300mm and 540mm across the flats 40mm 8.9kgs 24kgs 48mm structural fibres plus 19mm filament fibres	
	Shapes come in smooth finish and exposed aggregate finish. Coffs harbour pebble is normally used. We can do 5mm black or white, and salt and pepper. However a pebble of your choice (supplied by you) can be done.	
	Beige, Bright Yellow, Deep Red, Green, Charcoal, Light Brown, Mission Brown, Dark Brown, Marigold, Sandstone and Terracotta.	
Typical Concrete Mix Curing Time Number per Chep Pallet Uses & Benefits Product Care & Installation	Made with 10mm aggregate strenght typically 32mpa 7 days 40 As stepping stones, can be laid to form a latge area or under pots etc. clean with soap and water stack on their edge when storing don't walk on unless property bedded Bed paver into course sand or similar to support the piece over its full length can be layed to form a large area	

 A.B.N. 95 120 518 628	<h1>AUSTWIDE 2000</h1> <p>Quality Concrete Products</p> <h2>PRODUCT INFORMATION SHEET</h2>	
	<h3>Garden Stepping Stones & Shapes</h3>	
	<h3>OCTAGONS and KIDNEYS</h3>	
<u>Item Number</u>	<u>Item Description</u>	<u>Photographs</u>
OC4001 OC4002 OC4003 OC4003P OC4004	Octagon shape 300mm PLAIN paver Octagon shape 300mm PATTERNED paver AVALIABLE SOON Octagon shape 300mm COLOURED plain paver Octagon shape 300mm COLOURED PATTERN paver available soon Octagon shape 300mm EXPOSED paver	
KI02 KI03P KI04 KI03TT	Kidney shape pattern paver Kidney shape coloured pattern paver Kidney shape exposed paver Kidney shape Two Tone coloured paver	
<u>Main Dimensions:</u> <u>OCTAGON</u> - Length - Width - Height	300mm and 540mm across the flats 40mm	
<u>KIDNEY</u> - Length - Width - Height	545mm 350mm 40mm	
<u>Weight:</u> OC01 KI02	12.0kqs 18.0kqs	
<u>Reinforcing:</u> - Type - Placement	48mm structural fibres plus 19mm filament fibres three bars in a star	
<u>Technical Drawing</u>		
<u>Finishes</u> Texture	Shapes come in smooth finish and exposed aggregate finish. Coffs harbour pebble is normally used. We can do 5mm black or white, and salt and pepper. However a pebble of your choice (supplied by you) can be done.	
Colours	Beige, Bright Yellow, Deep Red, Green, Charcoal, Light Brown, Mission Brown, Dark Brown, Marigold, Sandstone and Terracotta. Also available in Two Tone	
<u>Typical Concrete Mix</u>	Made with 10mm aggregate strenght typically 32mpa 7 days	
<u>Curing Time</u>	7 days	
<u>Number per Chep Pallet</u>	40	
<u>Uses & Benefits</u>	As stepping stones, can be laid to form a large area or under pots etc.	
<u>Product Care & Installation</u>	clean with soap and water stack on their edge when storing don't walk on unless property bedded Bed paver into course sand or similar to support the piece over its full length can be layed to form a large area	

 A.B.N. 95 120 518 628	<h1>AUSTWIDE 2000</h1> <p>Quality Concrete Products</p> <h2>PRODUCT INFORMATION SHEET</h2>	
	<h3>Garden Stepping Stones & Shapes</h3>	
	<h3>ROPE PAVERS, LOG ROUNDS and OVALS</h3>	
Item Number	Item Description	Photographs
CI Rope01 CI Rope03 CI30log CI30logTT	Rope Paver 410mm plain Rope Paver 410mm Coloured Log Round 300mm Coloured Log Round 300mm TWO TONE	
OV442801 OV442802 OV442803 OV442803P OV442804	Oval paver Plain Oval paver Pattern Oval paver Coloured Oval paver Pattern Coloured Oval paver Exposed	
Main Dimensions:		
Rope paver		
- Length	410mm Dia.	
- Width	40mm	
- Height	40mm	
Log Rounds		
- Length	300mm Dia	
- Width	40mm	
- Height	40mm	
Oval Paver		
- Length	440mm Dia	
- Width	280mm	
- Height	40mm	
Weight:		
CI Rope	13.2kqs	
CI30log	8.9kqs	
OV442801	10.8kqs	
Reinforcing:		
- Type	48mm structural fibres plus 19mm filament fibres	
- Placement		
Technical Drawing		
Finishes		
Texture	Shapes come in smooth finish and exposed aggregate finish. Coffs harbour pebble is normally used. We can do 5mm black or white, and salt and pepper. However a pebble of your choice (supplied by you) can be done.	
Colours	Beige, Bright Yellow, Deep Red, Green, Charcoal, Light Brown, Mission Brown, Dark Brown, Marigold, Sandstone and Terracotta. Also in TWO Tone	
Typical Concrete Mix		
Made with 10mm aggregate strenght typically 32mpa 7 days		
Curing Time		
7 days		
Number per Chep Pallet		
40		
Uses & Benefits		
As stepping stones, can be laid to form a large area or under pots etc.		
Product Care & Installation		
clean with soap and water stack on their edge when storing don't walk on unless property bedded Bed paver into course sand or similar to support the piece over its full length can be layed to form a large area		






AUSTWIDE 2000

Quality Concrete Products

PRODUCT INFORMATION SHEET

Garden Stepping Stones & Shapes

Big Foot left and right

Item Number	Item Description	Photographs
BF01LH BF03LH BF04LH BF03LHTT BF01RH BF03RH BF04RH BF03RHHTT Main Dimensions: - Length - Width - Height Other Dimensions: Inside - Length - Width - Height Bolts - Bolt Spacing - Hole Positioning - Hole Size - Bolt Type - Bolt Size Weight: - Each Reinforcing: - Type - Placement Technical Drawing Finishes Texture Colours	Left Foot Plain Paver Left Foot Coloured Paver Left Foot Exposed Paver Left Foot Two Tone Paver Right Foot Plain Paver Right Foot Coloured Paver Right Foot Exposed Paver Right Foot Two Tone Paver 600mm 300mm 40mm n/a n/a n/a n/a n/a n/a n/a n/a 10.8kgs 48mm structural fibres plus 19mm filament fibres	  
	Big Feet come in smooth finish and exposed aggregate finish. Coffs harbour pebble is normally used. We can do 5mm black or white, and salt and pepper. However a pebble of your choice (supplied by you) can be done.	
	Beige, Bright Yellow, Deep Red, Green, Charcoal, Light Brown, Mission Brown, Dark Brown, Marigold, Sandstone and Terracotta.	
Typical Concrete Mix Curing Time Number per Chep Pallet Uses & Benefits Product Care & Installation	Made with 10mm aggregate strenght typically 32mpa 7 days 40 As stepping stones or under pots etc. clean with soap and water stack on their edge when storing don't walk on unless property bedded Bed paver into course sand or similar to support the piece over its full length	



AUSTWIDE 2000





Quality Concrete Products



PRODUCT INFORMATION SHEET



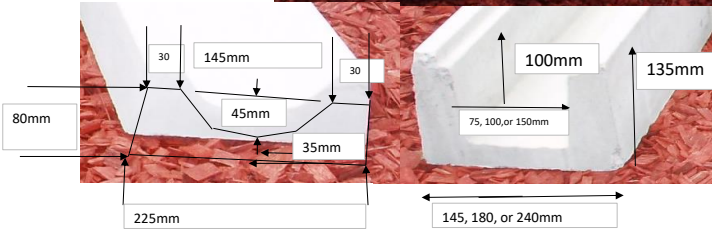
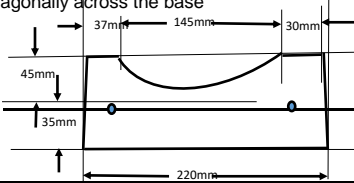
Garden Stepping Stones & Shapes

TIMBER TREAD, BUSH ROCK, FLAGSTONE, BRICK PATTERN, COBBLESTONE (straight design and curved design) and SLATE PAVERS

Item Number	Item Description	Photographs
TT4545(colour) BR4545(colour) FS4545(colour) BP4545(colour) CS4545Str(colour) CS4545Cu(colour) SP4040(colour)	Timber Tread patterned 450 x 450 mm coloured paver Bush Rock patterned 450 x 450 mm coloured paver Flagstone shape 450 x 450 mm coloured paver Brick pattern 450 x 450 mm coloured paver Cobblestone straight design 450 x 450 mm coloured paver Cobblestone curved design 450 x 450 mm coloured paver Slate 400 x 400 mm coloured paver	
Main Dimensions: - Length - Width - Height	450mm 450mm 40mm	
Weight: 450 x 450 400 x 400	19.5 15.4	
Reinforcing: - Type - Placement	48mm structural fibres plus 19mm filament fibres	
Technical Drawing		
Finishes Texture	Shapes come in smooth finish and exposed aggregate finish. Coffs harbour pebble is normally used. We can do 5mm black or white, and salt and pepper. However a pebble of your choice (supplied by you) can be done.	
Colours	Beige, Bright Yellow, Deep Red, Green, Charcoal, Light Brown, Mission Brown, Dark Brown, Marigold, Sandstone and Terracotta.	
Typical Concrete Mix	Made with 10mm aggregate	
Curing Time	strenght typically 32mpa	
Number per Chep Pallet	7 days	
Uses & Benefits	40	
Product Care & Installation	As stepping stones, can be laid to form a latge area or under pots etc.	
	clean with soap and water stack on their edge when storing don't walk on unless property bedded Bed paver into course sand or similar to support the piece over its full length can be layed to form a large area	


 A.B.N. 95 120 518 628	<h1>AUSTWIDE 2000</h1> <p>Quality Concrete Products</p> <h2>PRODUCT INFORMATION SHEET</h2>	
	<h1>STEPS</h1>	
STEP SIZES:- 920MM, 1070MM AND 1200MM		
Item Number	Item Description	Photographs
ST0920 ST0920special ST1070 ST1070special ST1200 ST1200special	Step Tread 920mm x 250mm x 50mm Bolt Spacing 720mm Step Tread 920mm x 250mm x 50mm Special Bolt Spacing Step Tread 1070mm x 250mm x 50mm Bolt Spacing 870mm Step Tread 1070mm x 250mm x 50mm Special Bolt Spacing Step Tread 1200mm x 250mm x 50mm Bolt Spacing at 1000mm Step Tread 1200mm x 250mm x 50mm Special Bolt Spacing	
Main Dimensions: - Length - Width - Height	920mm, 1070mm 1200mm 250mm 50mm	
Other Dimensions: <u>Inside</u> - Length - Width - Height	n/a n/a n/a	
Bolts - Bolt - Hole Positioni - Hole - Bolt - Bolt	Are 100mm in from the end ie. 720mm, 870mm and 1000mm all sizes Are 150mm c/c across the step and centralized The ferrels are plastic the bolts are HEX STEEL SET SCREW zinc plated 3/8x5/8	 pattern texture
Weight: - Each	ST0920 is 28kgs ST1070 is 32kgs ST1200 is 36kgs	
Reinforcing: - Type -	8mm three bar trench mesh plus 2 x 8mm reo bars see photo 48mm structural fibres plus 19mm filament fibres see photo	
Technical Drawing	Ensure bolts are not over tightened when fitting	
Finishes Texture	As per picture	
Colours	Beige, Bright Yellow, Deep Red, Green, Charcoal, Light Brown, Mission Brown, Dark Brown, Marigold, Sandstone and Terracotta.	
Typical Concrete Mix	Made with 10mm aggregate strenght typically 32mpa 7 days then 28days for load bearing	
Curing Time		
Number per Chep Pallet		
Uses & Benefits		
Product Care & Installation	clean with soap and water stack on their edge when storing	

 A.B.N. 95 120 518 628	<h1>AUSTWIDE 2000</h1> <p>Quality Concrete Products</p> <h2>PRODUCT INFORMATION SHEET</h2>	
	<h3>PIER CAPS</h3>	
Pier Caps SIZES- 360mm 400mm 500mm and 400mm stepped square plus 500mm x 400mm		
Item Number	Item Description	Photographs
PC363601Std PC363603Std PC363601StdW/hole PC363603StdW/hole PC404001Step PC504001	Plain Standard Pier Cap Coloured Standard Pier Cap Plain Standard Pier Cap with hole Coloured Standard Pier Cap with hole Only the 400mm x400mm comes stepped The 500mm x 400mm is the only rectangle we do.	
Main Dimensions: - Length - Width - Height	360mm, 400mm, 400mm stepped, 500mm, 500mm 360mm, 400mm, 400mm stepped, 500mm, 400mm 140mm, 100mm, 150mm, 170mm, 170mm	
Other Dimensions: Rise - first - set in - second rise	40mm, 40mm, 25mm, 50mm, 50mm 20mm 20mm,	
With Hole - hole - Flat on top	55mm dia. 100mm Square	
Weight: - Each	360mm, 400mm, 400mm stepped, 500mm, 500mm x400mm 22.8kgs, 24.0kgs, 27.7kgs 42.0kgs, 48.0kgs	
Reinforcing: - Type - Placement	48mm structural fibres plus 19mm filament fibres	
Technical Drawing		
Finishes -Texture	Pier Caps come in smooth finish only.	
-Colours	Beige, Bright Yellow, Deep Red, Green, Charcoal, Light Brown, Mission Brown, Dark Brown, Marigold, Sandstone and Terracotta.	
Typical Concrete Mix	Made with 10mm aggregate strenght typically 32mpa 7 days	
Curing Time		
Number per Chep Pallet	360mm & 400mm =33 500mm & 500mmx400mm = 10	
Uses & Benefits		
Product Care & Installation	clean with soap and water	


 A.B.N. 95 120 518 628	<h1 style="text-align: center;">AUSTWIDE 2000</h1> <p style="text-align: center;">Quality Concrete Products</p> <h2 style="text-align: center;">PRODUCT INFORMATION SHEET</h2>	
	<h3 style="text-align: center;">CONCRETE DRAINS</h3>	
Item Number	Item Description	Photographs
<p> DR75Uch DR100Uch DR150Uch DrSpoon DR100Cnr DrSpoonCNR </p> <p> Uchannel Drains - Length - Width inside - Width outside - Height inside - Height outside </p> <p> Spoon Drains - Length - Width inside - Width outside - Height inside - Height outside </p> <p> Weight: DR075 DR100 DR150 DRspoon </p> <p> Reinforcing: - Type - Placement </p> <p> Technical Drawing </p> <p> Finishes - Texture </p> <p> - Colours </p>	<p> U channel drain with 75mm inside dimension U channel drain with 100mm inside dimension U channel drain with 150mm inside dimension Spoon drain Corner to suit 100mm wide U channel Drain Corner to suit spoon drain </p> <p> 1000MM 75mm, 100mm 150mm 145mm 180mm 240mm 100mm 135mm </p> <p> 1000mm 145mm. 225mm 45mm 80mm </p> <p> 31.8kgs 33.6kgs 38.4kgs 26.4kgs </p> <p> 6mm Reo bar see diagram </p>	  
<p> Typical Concrete Mix Curing Time Number per Chep Uses & Benefits Product Care & Installation </p>	<p> Made with 10mm aggregate strenght typically 32mpa 7 days </p> <p> U-channel drains are used to carry and control water flow. Spoon Drains are used to redirect surface water U-channel drains can be fitted with a grate. You can buy these from Pattern Products 07 32662183 clean with soap and water stack on their end when storing don't drive on unless property bedded and a grate is fitted bed drain into course sand or similar to support the piece over its full length Grates are available from Pattern Products at North Gate. </p>	

PRODUCT INFORMATION SHEET

Garden Layouts




Consists of :-
8 x Garden edge 915mm external curve
2 x Garden edge 915mm internal curve



Consists of :-
6 x Garden edge 915mm external curve
Internal diameter = 1800mm



Consists of :-
4 x Garden edge round corner
Internal hole = 400mm Diameter



Consists of :-
4 x Garden edge square corner
Internal hole = 600mm square



Garden edge straight 300mm
Garden edge straight 450mm
Garden edge straight 600mm
Garden edge straight 915mm
Garden edge external square corner
Garden edge internal square corner (the smaller one)
Garden edge external round corner
Garden edge internal round corner (the smaller one)
Garden edge external curve 450mm and 915mm
Garden edge internal curve 450mm and 915mm



Consists of:-
4 x garden edges external square corner
4 x garden edges 915mm straight
Internal hole = 1500mm square



Mow Strip 1000mm x 85mm x 75mm
Mow Strip 600mm x 85mm x 75mm
Mow Strip 500mm x 85mm x 75mm
Mow Strip 400mm x 85mm x 75mm




AUSTWIDE 2000


Quality Concrete Products

PRODUCT INFORMATION SHEET


Suggestions for paver layout using larger squares and smaller rectangles




Square pavers with rectangular pavers to create the offset



Square pavers



larger Square pavers with smaller rectangular pavers

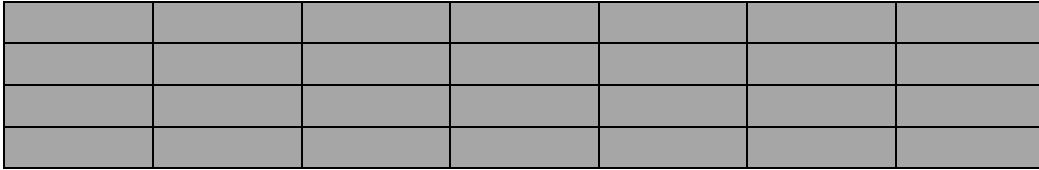


AUSTWIDE 2000

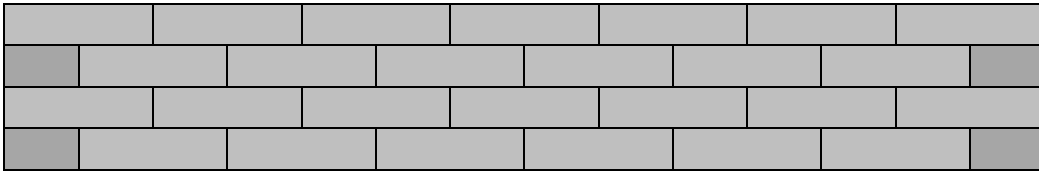
Quality Concrete Products

PRODUCT INFORMATION SHEET


Suggestions for paver layout using larger rectangles and smaller squares



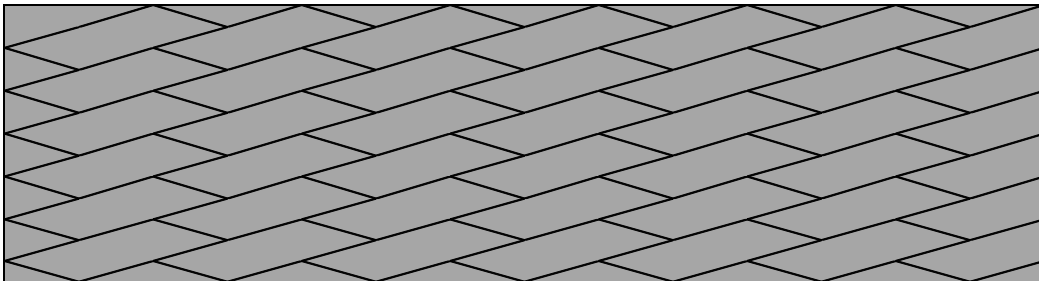
Rectangular pavers



Rectangular pavers with square pavers to create the offset



Larger rectangular pavers with smaller square pavers



Rectangular paver set at an angle to the path or house.
The fill in triangles can be made or cut to suit.
This can also be done with square pavers








AUSTWIDE 2000

Quality Concrete Products

PRODUCT INFORMATION SHEET

Sleepers

SLEEPER SIZES:- 900MM, 1800MM AND 2400MM

Item Number	Item Description	Photographs
SL0900 SL1800 SL2400	Sleeper 900mm x 230mm x 80mm Sleeper 1800mm x 230mm x 80mm Sleeper 2400mm x 230mm x 80mm The lengths can vary by 35mm as the moulds were taken off real railway timber sleepers	
Main Dimensions:		
- Length	900mm to 935mm, 1800mm to 1835mm, 1200mm to 1230mm	
- Width	80mm	The ends can be stepped to slot into narrower posts
- Height	230mm	Due to the shape of the original the long sides do taper slightly
Other Dimensions:		
Inside		
- Length	n/a	
- Width	n/a	
- Height	n/a	
Weight:		
- Each	SL0900 is 40kgs SL1800 is 80kgs SL1200 is 90kgs	
Reinforcing:		
- Type	N12 reo bar see photo Two bars usual strength Three bars may be required for extra height 48mm structural fibres plus 19mm filament fibres at a rate of 4kgs per cubic meter of 48mm, 19mm for surface finish. see photos	
Finishes		
Texture	As per picture	
Colours	Beige, Bright Yellow, Deep Red, Green, Charcoal, Light Brown, Mission Brown, Dark Brown, Marigold, Sandstone and Terracotta.	
Typical Concrete Mix	Made with 10mm aggregate strength typically 32mpa	
Curing Time	7 days then 28days for load bearing	
Number per Chep Pallet		
Uses & Benefits		
Product Care & Installation	clean with soap and water stack on their edge when storing	